




中国建材集团2016年工作会议暨第二届职工代表大会四次会议

坚定信心 鼓足干劲

推进改革 再立新台阶

通讯



2016

### 图片说明

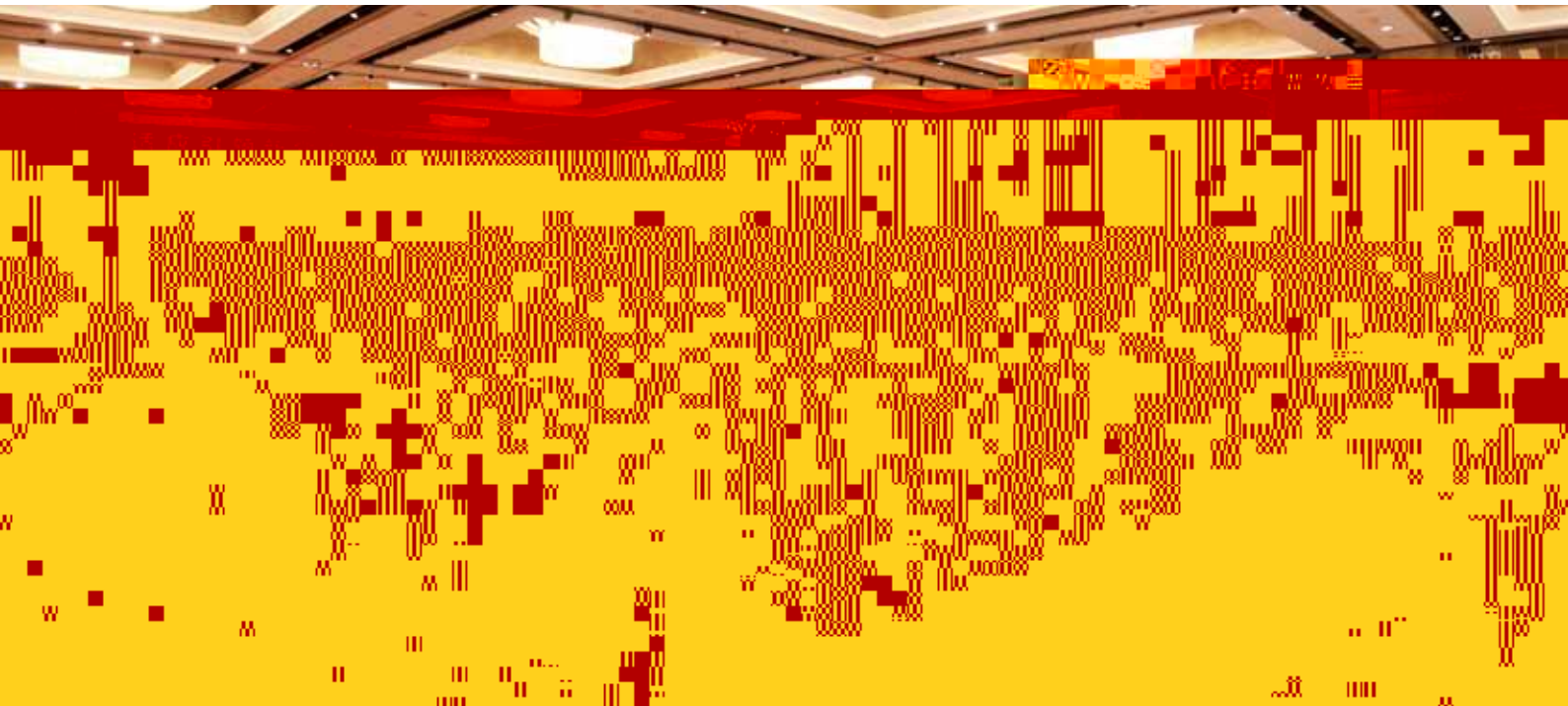
1. 2016
2. 2016
- 3.
4. 2015
5. 2015



2015

# Contents

2016 1 100



1 // 2016

4



5

6

7

21

8



34

50

42

57

18

48

56

2016

49

2016













21



2015 11 30 12 11

21

150

“ ”

“

” ”

”

”

”

”

” ”

5.0

3400



1 12

Bruno

Lafont





“

”



2015 12 30

“

”

6

“

”

——

——

3

“ ” “ ”

“

”

“

”

2016

“

”

“

”

“

”

“

”

“

”

# 2016

1 18

2016

2015 “ ”

“ ”

2016

6



" " 14

1.58

" "

2015

" " " "

2016

2015

2015

"

"

"

2015

"

"

" " " "

"

"

"

KPI

"

"

"

"

120

"





" " 70

" " 40

" " " "

" " 2015

" " " "

" " " "

" 252% 242%

" 5 117%

8 A

" "

" "

" " 300

9

" " " " 115%

2016

1188

61

2016

" "

" "

2016

2016 " "

" + " BNBM  
HOME

" "

"  
"

" "

" "

" "

"

" " "

" "

" "

" " +





" "

" "

" "

100

" "

" "

" "

2014

"

"

1000

" " " "

" "

" "

" " " "

"

"

" "



2016



2015

0.2

2015

10

2014

14

“ ”

2014

780 2015 320 "

2015 320 2015 42%

10.5

120

" "

" " "

" " " "

" " " "

70% Low-E

32.5

" "

" "

" "

" "

" "

" "

" "

2015 320

2016 550

98%

23.5

23.5



“ ”

“ ”

“ ”

500

“ ”

242%

252%

A

“ ”

2015

“ ”

“ ” “ ” “ ” “ ” “ ”

“ ”

“ ”

“ ” “ ” “ ”

“ ”

“ ”

“ ”

2015

5

“ ”

6.5% 7%

" " 2016

" " " " " " " " " " " "

" "

" "

" " + " "

"  
2025"

" "

" "





“ ”

“

”

“ ”

”

+” ” + ”

”

”

“ ”

“ ”

”

”

”

”

”

”

”

”

EPC

”

”

500

500

”

”

”

”

”

”

”

”



" EPC  
BNBM HOME "

" "

" "

" "

“ ”

“ ”

“ ”

“ ”

“ ”



“ ”

“ ”

2015


2015 3

+ +

9.7%

85

ERP



+

2015

DR H  
6000

BNBM HOME

KPI

70

BNBM HOME

30

1992

BNBM

2015

378

Hardline suki

Torre Miria

17.2%

8

10 BNBM HOME

40%

BNBM HOME

70%

2015

Wilco

520

200

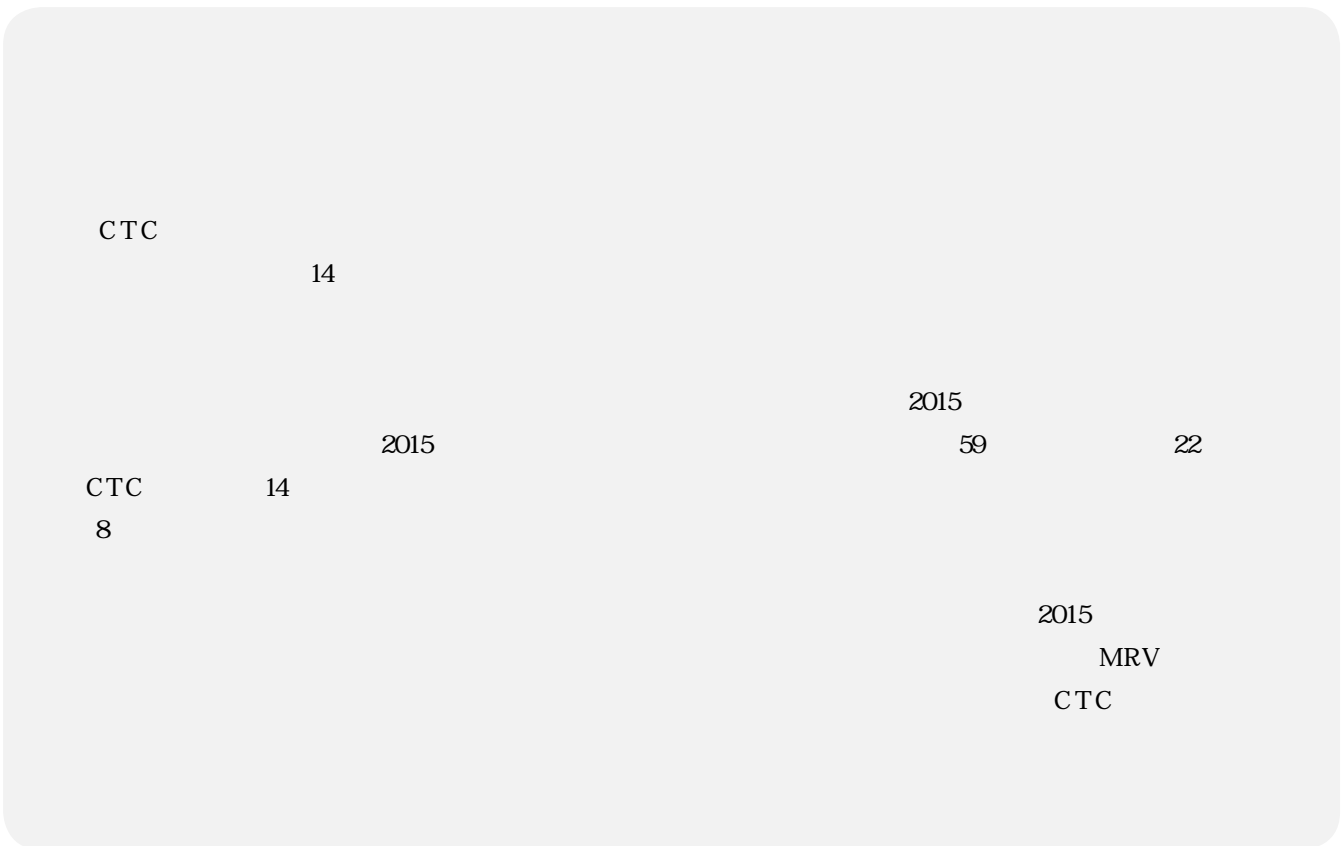

2016

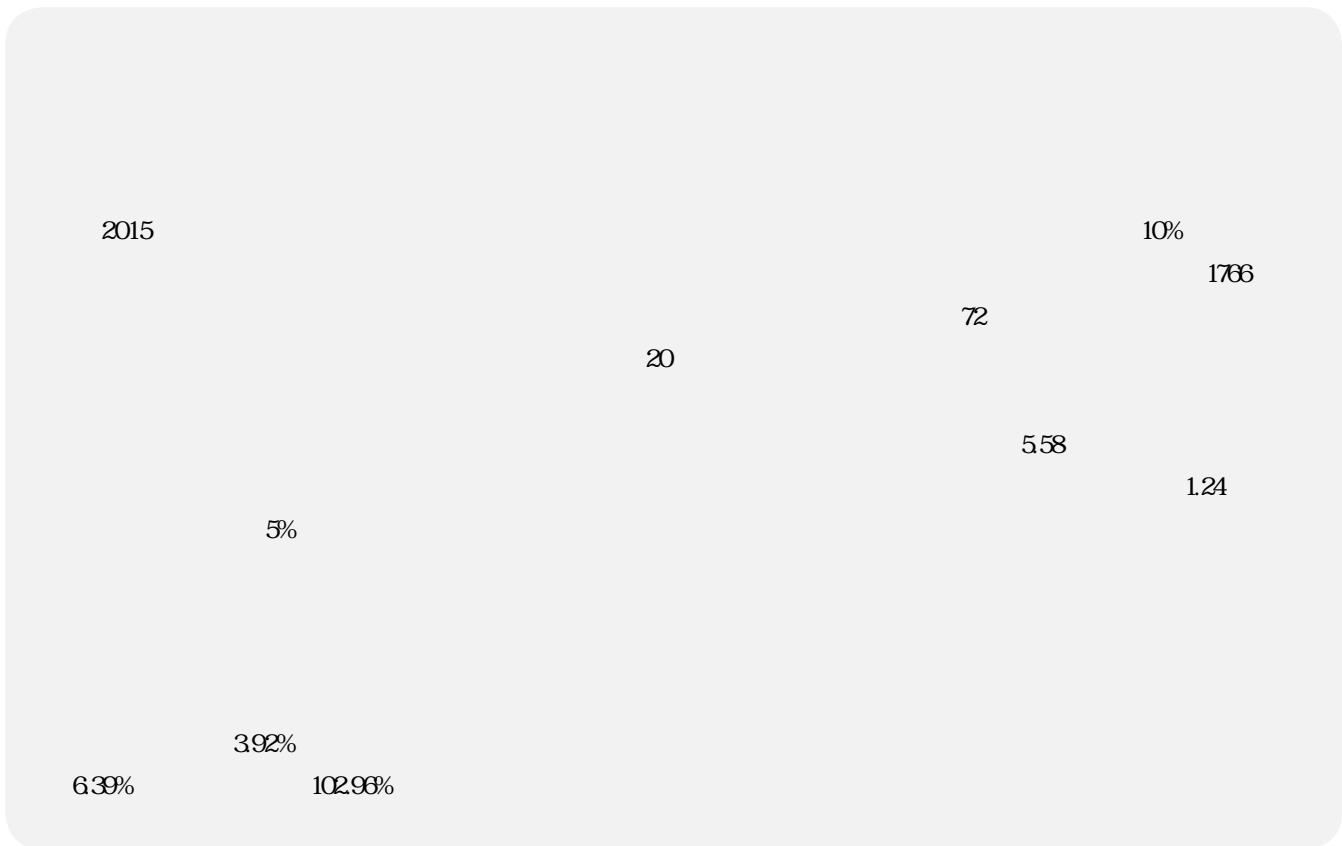

92%

140


481

5









2015

KPI

2015  
2000

2015  
6

5000

1

2015

TS16949  
APQP FMEA

QC

2015  
15%~40%

9

60

2015

101

Vensys

10

2000

12

ISO9000  
6S 8D

KPI

KPI

20



—

25

2015

1 4

“ ”

“ ”

2015

2016


2011

1000

2014

18%      4      53%

2010      2014



2016

25

40

40

20

2015

"

"

"

"

GDP 6.5%

"

"

"

"

"

"

4500

1.2

100

30%



" "

2015

2009

7 7

10

2015 4300

53%

70% 80%

CRH "

"

3

70%


4.2 4000

25 r j

2010 2014







70%



"

CRH

15

40

" "

"

H

1953

20 70  
2000 10

2004




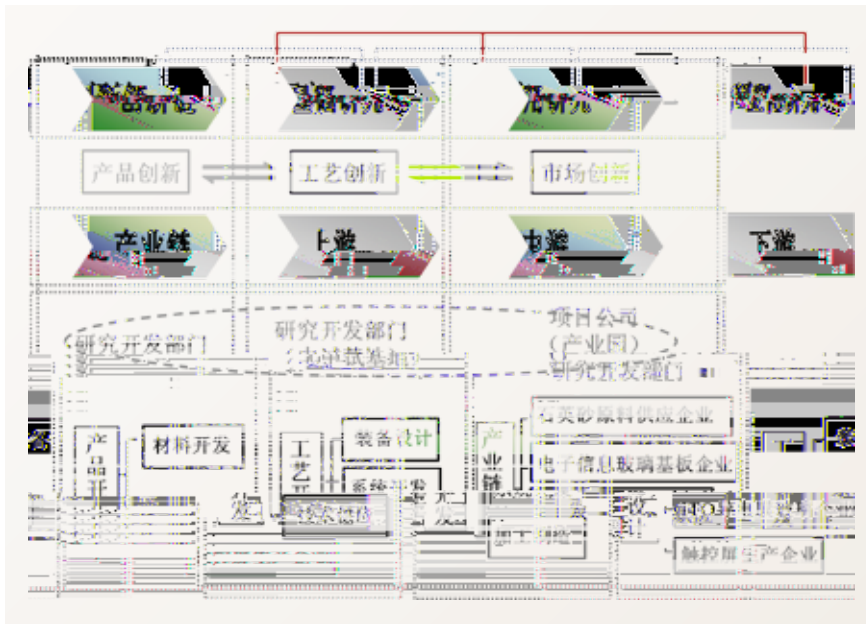
"  
"

2000

2000

" + "

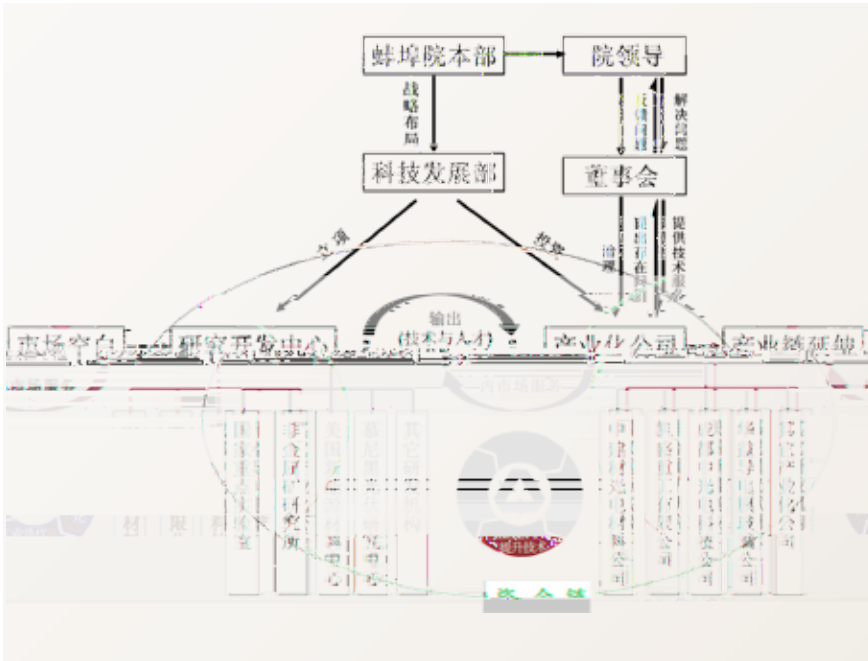




2.

3.

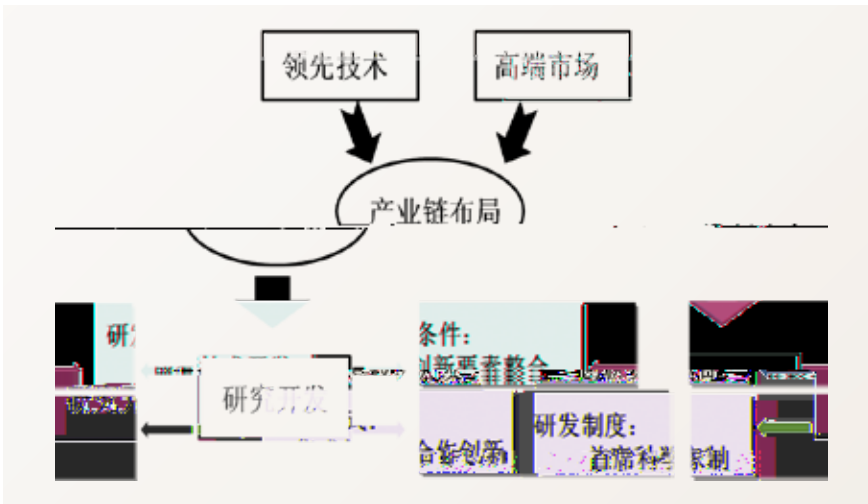
1.



5000

200

2



3

1

4

" "

2

" + "

1.

973 863





2

3%

2

3

16

1

0.5mm  
TFT- LCD

2

ITO

13

1

3

" + "

"

2015

" "

30

2

700

100

156

60

32

30

47

12

23

2000

1.9

" "

0.91

1

2010

5000

2014

97.2

" "

---

30.3

2016

2012

28.5

3

60%

500

1200

2014

8

2014

37.96%

72.57%

2014

1.5

30%

75%



200

1.

2.

2014

2.

7

3

38.5

2014

1.

15

10

115.5

3.


GPS

4.




2014  
20  
9.87  
25.64  
/ 42.54 /

5S



2005 5  
 " 2004 " 2005 12  
 2008  
 2007 2008  
 2009  
 1  
 2008 1.2  
 2015 3



"

—

2011 11

"

"

"

" "

2014 0.992 KPI 0.998 KPI 0.996

2013 8



8 2014

" " " 13

4

2014 2

30

5A

2014  
5%

2013


2013 7

300

2012- 2014

5 / "

5



07

" "

09

100

100

10

" 2015  
"

"  
" 2015

"  
39

"

11

" 2015

"

08

1 15

1 12 13

"

"

"

" 2015

"

"

12

"

"

13

"

"

"

"

2015

"



"

ZL201010544550.1

1 16

Nasir Float Glass

# 游子的驿站

# 中國建設集團2016年新春聯歡會



