

CHINA BUILDING MATERIAL MAGAZINE

中国建材通讯

• 2019 1 2 136-137 •



宋志平：超越规模 活出质量



中国建材集团有限公司
China National Building Material Group Co.,Ltd.





“ 2422”

“ ”

“ ”

“ ”

“ 2422”

“ 2”

“ 4”

“ 2”

“ 2”

“ 2422”

“ ”


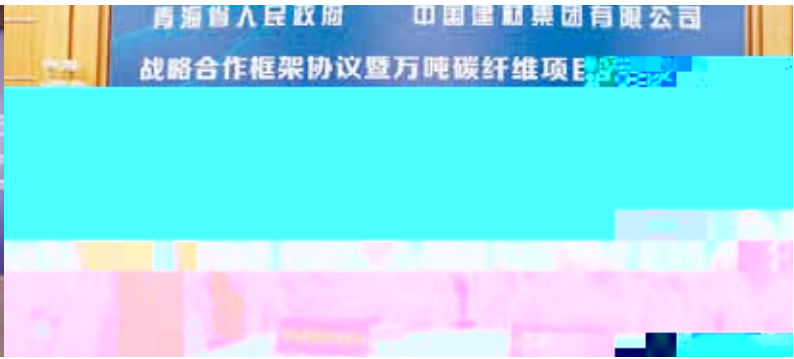
“ 2422”

“ ” “ 2422”

2

rite





22 2019

24

50

26

54

10

30

56

40 " " " "

2019

42 " " " "

44 —



20

2020

100





“

”




11

40

“

”



40

23

70

11

40

ABB

40

ABB

40

40







CRH

GCCA CRH

CRH

GCCA GCCA

GCCA GCCA

GCCA

GCCA

GCCA

GCCA

GCCA

GCCA



2019

2019

“ ” “ ” “ ”

“

”



2019

2018

2019

40

2019

2018

2018

2019



2019

2019

70

2019

500



2018

2018

“ ”



2018

4

4

4

2018

2019



2019

2019

2018

2019

2019

70

2018

2019

2019


2018



2018

1 20

2019



2018

中国建材集团2019年度工作会议暨第一届职工代表大会三次会议



2018

0.12

" "

" "

21% " "

15% " "

768

11000

" "

" "

+

2018

"

"

2019

"

"

"

2019

"

"

"

2019

"



2018


2019

90%

2019

10

20



2018

2018

" "

40

2018







768



5

2.6

11

3608

35



“
”

42

2

2400



“

”

100%

“

”

167

43

17



5

10

22

“

”

1

57

2



8

9



“

”

”



"

"





" 2422"

" "

" "



" "

" "



" "



" "

" "



" "

" "



" "



" "

" " " "

" "

" "

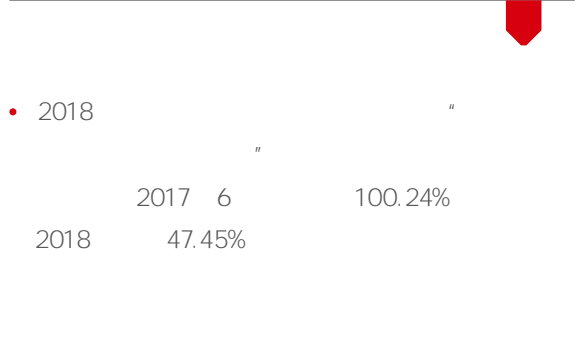
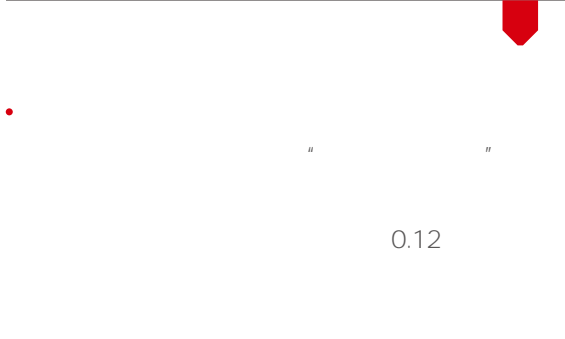




" "

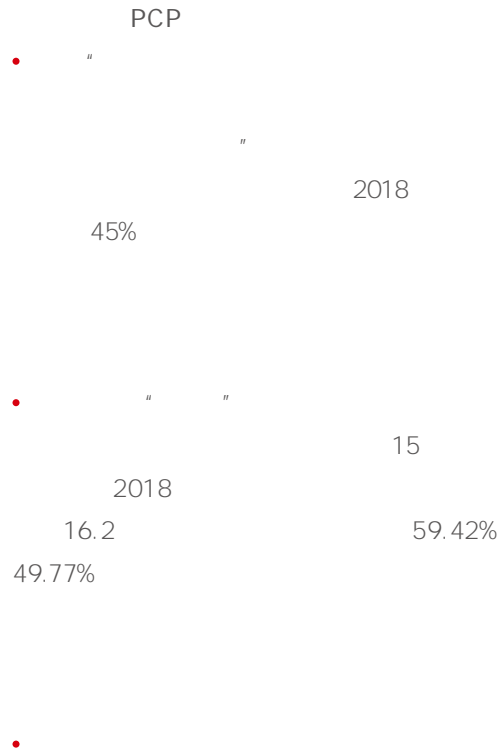



" "



" "







.....

80

100 123 0.0045% 4500 1 15 10 10.5 10

GE



" "

1958

500

18

61
1955



5000

3

IBM

500

500



120

126



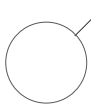
50



“ ”

44%

35%
25%



“ ”



20

25

10

“

”

20%

— —



2500



" " 2003 11 20
A A A




10 7 15
1 3
2500 210
500
3
" "

30 90 200 18
" "



				16.12
			11.82	
			31.98	2017
			107.48	63.87
			43.61	
	2015- 2017		59.42%	
			2017	2014
			8.98%	1.78%
2017	14		188.34	29.82%

6.52				2015- 2017	
2017					
	71.53	10.01			
		7.11			
	107.48				
	8.49%	43.61			
	18.91%	59.42%			
	3.56			60.14	
7.31%		18.79%		31.87	
		13.31		22.87	
	29.86%		15.37	1.15	
1.58		1.45	9	4	
	0.86%	2.54	5		23
	3.77%				3
			16		
				2017	
				35.67	0.99
2015- 2017					
6602	6482				5.85
	8179				0.36
			2015	1.51	
1115	381				
	813				
2017					2014
		202.79t/h			
7 5000					
240t/h					
1.17	1.88		2015	10	
			"	"	
			"		EPC
					"
				19	
		400			
		107.99			
		20 q		3	



					2017
"	"				240 / 73 /
					246 / 43 /
	2017	5	15		54 / 18 /
					316 /
					48 /

18	500			"	"
"		C2	C9	"	"
"		"	"	"	"
		"		"	"


" "



					2011	37.45KWh/t	2017	
						34.1KWh/t		
							5.5kWh/t	
13		131		27				
							10kWh/t	
		2016		11				2011
					"	"		
					189		3576.82	26
					42365.14		9	
						APC		2011 114.43
						ABB	kg/t	2017 109.91kg/t
								2011 66.88kWh/t
							2017	57.86kWh/t
2017								
30%		2016						1150
2017		"		"				2011 116kg/t
9		31					2017	109.5kg/t
					53	14	1.3	1#
		152		"	"			300Pa
						8	30	2011
					"	9	120.5kg/t	2017 111.4kg/t
					1789			
100%								
							2011	
					2011	20.79KWh/t	2017	52
						17.53KWh/t	PO42.5	2257.34

BOT

20.94%



2012

8

2015	2017
2000T	2500T 5000T
197.35t/h	202.79t/h
	260t/h
	61.98kW h/h
57.86kW h/h	.

7

A H

0



			42083	
			7	28
15			141	
	3947.2			
			5800	
		60%		
		400m g/m ³	1200- 1500m g/m ³	
			150m g/m ³	
	2013	20840		
2017	11648			
	9200		500	
				180
7		5043.46	700	
	30m g/m ³		2018	1200
2018		9000		2015
11				



“ ”



" "

ISO

2010

" "

AAA

2013

" "

" "

"

"

" "

" "



2011 79.13% 2017
88.9%





"	"			101	72
"	"	79	2407		
"	"	7			
					2017
					150
					11.35
					70
		2017		1100	46
				1000	
2017					
12	32				
113					
94	624				
		"	"		
		2017			"
					"
	3742	380			
		26	48		
"	"	29			

1727

173

2015

556

2013 2014

2013—2014



2015

2016

2008

2

1

1


2017 2

2016

2012

" "

2017



“

”

“

”

”

2016

”

”

”

”

2016

”

”

”

”

”

”

”

”

”

”

”

”

”

”

”

”

”

”

”

”

”

”

" " 1 14

"

" " " " "

6 "

8

" "

" "

" " " " " "

" " " "

" " " "

" "



14

2003 0.58

2016 28.85

2003 1.15 2016

23.87

54

98%

26%

38.8

67

95%

35.1

50%



" " 4


1

9


16

"

"



“ 1#
.....”
“ ”
“ 2#
’ ”
“ 9 37.18
”
2500
“ ” 15
“ ” “ ”
”
“ ” “
”
“ ” “ ”



— 2016 10



" " "

" "

" " " " "
"
" "
" "

" " " "

"
" "
" "
" "
" "
" " " "
"



" "

" "


.....

" " " " " "

" "



66





• 1953 " "

• " " 1971

• 80 6

• 1984

• 1992

• 1995

• 2000





• 1989 500t/d

“ ”



• 1990

•

• 1992

“ ”

•

• 1996

“ ”



• 1997 600t/d

•

19mm~25mm


2mm



与时俱进
再创辉煌

在总

2003.10.20于中



• 2002

“ ”

• 2003

“

”

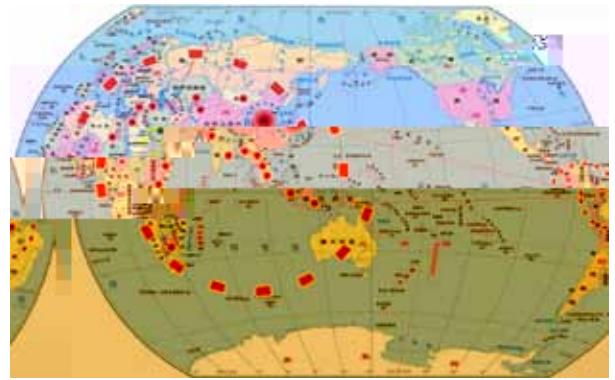
•

“ EPC

”

“

”



80%

90%



“ ” “ ” “ ” “ ”

2014

6



0.12

TFT-LCD





•
•
•
•
•
•
•
•
•
•
•
•
•
•



1983 4

2008

2013

2009

2007

500

75

7

2020

10

10

10

100

100

100 EPC



“

”

.....

”

”

— —

— —

700

”

”

— —

2008 2

2014 12

52

10%

2015

— —

2015

— —

— —

”

”

300

”

” 2012

6

B2B B2C

2017	142	2014	52	"	"	2017	11	22
					9		
						2018	7	28
2016				"	"			
				2.5				
	"	"				"		"
						"	—	—
2017								
	"	"	"	"		"	"	"
	"	"				"	"	"
	—	—						



party"

" "

"

"

" They call it BNBMT, we call it home!"

12

14

15

" "

" "

"

"

" " _ _

" "

50

1000

2017 7 CCTV

" "



"



" "

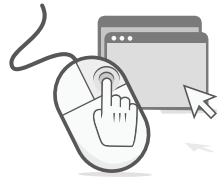
"

"

" "

" "

!



10

46

2018		500	100
		"	"
		"	"
		2018	100
	40	2018	
		100	
2019		100	
		"	"
		"	2018
		"	"
		2018	
		31	BAYAH
	100	10000	
" 2019			
	"		





1 31

